

May
2009



MANY GOOD TURNERS

Chuck Kemp, President
ckemp001@columbus.rr.com
614.771.7861

Bruce Kerns, Vice President
bkerns@insight.rr.com
614.920.1184

Nancy Kerns, Secretary
nancyk696@yahoo.com
614.920.1184

Craig Wright, Treasurer
woodturnerdude@gmail.com
614.638.3819

Submit newsletter articles
by the 25th of the month
to Sharon Bierman,
614.899.3755, newsletter@
centralohiowoodturners.org

ISSN online 1946-5807
ISSN print 1946-5793

• May 12 Meeting •

Picnic Starts at 6p - 1100 Kinnear Rd.

- Swap Meet
- Silent Auction
- Raffle of Demo Pieces
- Election of Officers
- President's Awards
- Show & Tell
- Wear Your Nametag
- Announcing Summer Events
- Come Early - Stay Late
- **Pitch In & Help!**



Raffle

Tickets are \$2 each or 3 for \$5 -
demonstration pieces by Kirk DeHeer,
Clay Foster, Don Leman, Chris Pouncy (Sorby), Chris Ramsey.



An Affiliate Chapter of the
American Association of Woodturners
woodturner.org



AAW Photos of the Day

Seen on <http://www.woodturner.org> are these recent photos, all submitted by "rmuniak" of Brecksville OH.



Fishbowl.



Starship.



Purple Peacock.



Saturn.

CALENDAR

• ODC Best of 2009 - thru Jun 21 •

1665 W. Fifth Ave. - Columbus

Three COWs have been recognized in the Ohio Designer Craftsmen's Best of 2009. Related story on page 6.

• Lasting Exterior Finish - May 9 •

9a-noon - Spring Rd Church of Christ, 74 Spring Rd, Westerville

Sean Clarke demonstrating one of the toughest finishes to achieve - a lasting exterior finish. For more information, visit wocoweb.com.

• "Unify" • May 22 - Jun 28 •

Caterina Ltd - 571 S. 3rd (at Beck) - Columbus

Join local artisans, including COWs' own **Dennis DeVendra**, juried in this 1st German Village Art League Exhibition with his work "Trilogy for Ike," made of maple received after Hurricane Ike.



• Tree Identification • May 23 •

OSU - 102 Kottman Hall (2120 Coffey Road) - 9a to 2p

Pencil in May 23 for a Tree Identification program. Kathy Smith and Randy Heiligmann, professors at Ohio State, will present Ohio trees, starting with the basics of tree identification, including a variety of specimens and teaching us to use an ID book that will be provided. Following a break of your own sack lunch, we will head to the field for about an hour of tree identification.



RSVP to **Chuck Kemp, 614.771.7861, ckemp001@columbus.rr.com**

• John Jordan - May 30 & 28 or 31 •

Demo - May 30 - 9a to 4p - WoodWerks Supply

\$25 for members, \$35 for nonmembers, \$15 for spouse or student

Hands-on Class - May 28 or 31 - tbd

Note, this is NOT Memorial Day weekend. Registration - Craig Wright, woodturnerdude@gmail.com, 614.638.3819

• Summer Open Shops •

June 20 - Denise Brooks, Springfield

July 11 - Ron Coleman, Columbus

August 15 - Jim Burrowes, New Carlisle

August 22 - J.R. Beall, Newark


Details on page 12.

Show & Tell - Apr 2009

View all entries and information at <http://www.donleman.com/cows/>



C. Keith Phillips



C. Keith Phillips



Freddy Dutton



Don Leman




Don Leman



Jim Eliopulos



Jeff Gerken



Jim Burrowes



Tom Clark



Jim Eliopulos



Richard Ruehle



Mark Damron

AAW Newsletter & Web Site Contests

Congratulations to local chapters for recent accomplishments in the AAW "2009 Best of" ...

Newsletters - Chicago Woodturners (IL), Montgomery County Woodturners (MD), Greater Vancouver Woodturners Guild (British Columbia)

Web Sites - Montgomery County Woodturners (MD), West Bay Woodturner Society (CA), Woodturners of the Virginias (VA)

Visit http://www.woodturner.org/community/chapters/chapter_contests_2009.htm for links to these resources. •

Acknowledging

By John Lloyd

Several COW members mentioned that they appreciated Jim Baumgardner's April session about tool sharpening. Thank you, Jim, for a comprehensive and informative session.

Treasurer's Report

By Craig Wright, Treasurer

Starting Balance (3-31-09)	\$6,325.49
Total Income	1,426.57
Total Expenses	2,881.38
Ending Balance (4-28-09)	\$4,870.68

Tree Identification Program

On May 23, Randy Heiligmann and Kathy Smith will do a special seminar about identifying the trees of Ohio. The schedule is:

May 23 - 9a to 2p
OSU 102 Kottman Hall
2120 Coffey Rd. - Columbus

Bring your own sack lunch and enjoy an interesting day of learning to identify the trees of Ohio (no chain saws, please!)

We need to know how many members will be attending, so please RSVP to Chuck Kemp at 614.771.7861 or ckemp001@columbus.rr.com.



Mentoring

By Paul Courtright

The mentoring program is drawing to a close for the year. We only have two sessions left (May 16 & June 20). We just had a good session on April 25 at WoodWerks where we learned how to turn bowls, weed pods, and the 2-piece hollow vessel that Clay Foster demonstrated.



The next mentoring session will be held at Woodcraft on Bethel Road on May 16. In June, we will meet at WoodWerks on Claycraft Road for the final mentoring session of the year.

May 16 - 10a-1p, Woodcraft
June 20 - 9a-noon, WoodWerks Supply

Mark your calendars so you don't miss these final two sessions. If you have any special requests, contact Paul Courtright (courtright.23@osu.edu, 740.363.6042). •

Highlights

By Nancy Kerns, Secretary

April Meeting

The meeting was conducted by Vice President Bruce Kerns because Chuck Kemp was under the weather.

The tickets for demo items will be \$2 each or 3 for \$5. The drawing will be at the May meeting.

Sharon Bierman stated that Lands' End was offering free shipping through Friday.

Mark Damron announced that the current officers had agreed to run for their same offices again ... President Chuck Kemp, Vice President Bruce Kerns, Treasurer Craig Wright, Secretary Nancy Kerns. The election will be held at the May meeting. If anyone would like to nominate someone to run for any of these offices, please contact Mark Damron (mkla4@aol.com, 740.857.8014). Discuss it with the person before you nominate them - they must be an AAW member.

The May meeting will start with a picnic at 6p (hot dogs, beans, cookies, drinks). There will be a

Show & Tell - Apr 2009

View all entries and information at <http://www.donleman.com/cows/>



Nelson Meyer



Mark Damron



Ron Coleman



Stanley Brechtel



Tom Clark



Dennis DeVendra



Andi Wolfe



Mark McCune



Jim Baumgardner

silent auction, raffle of the demo pieces, Show & Tell, swap meet (please let a Steering Committee member know if you will have items for the swap meet so we can get an idea of the number of tables needed), election, President's

Awards.

Guests and visitor welcome. On Saturdays, April 18 and 25, there will be a Youth Turning program at Devon Palmer's studio. He will need some help, so please contact him if you can assist on one

of the days.

Treasurer's report - \$5,685.32
Volunteers are needed to help with the May meeting. Sign-up sheets are over at the raffle table.

Show & Tell was conducted by Tom Clark. •

IN THE SPOTLIGHT

Ohio Designer Craftsmen Best of 2009 Recognizes 3 COWs



Jim Burrowes



Barb Crockett



Don Leman

Twelve artists were honored with awards of excellence in Ohio Designer Craftsmen's 26th annual juried members' competition, "Best of 2009." **Opening May 3 and continuing through June 21** at the Ohio Craft Museum, the exhibition features 110 works in clay, glass, metal, wood, fiber, and mixed media by 79 artists. Juror Wendy H. Outland, an independent curator, arts consultant and president of Who Knows Art, from Asheville NC, chose the work from over 332 entries by 131 artists. "Within this group of selected images, some artists were chosen for their dedication to time-honored traditions, others for bucking all constraints and offering something new and refreshing," Outland commented.

"It is a challenging task to whittle down scores of images

so the resulting exhibition (not too big, not too small) fits neatly into a predetermined number of square feet," she added. "Knowing that virtually two out of every three pieces must be eliminated and that there needs to be a balance of scale and media, the juror sets to work. An enjoyable process for experienced visual arts administrators, this time it was particularly so because I had arrived from the Southeast and was unfamiliar with most of the artists. Try as we may to be impartial, jurors' brains still present background info about a known artist when we view his/her work."

Award winners were honored during the exhibition's opening reception, to be held May 3 at the Ohio Craft Museum from 1 to 4 p.m. The public was invited.

After closing at the Ohio Craft Museum, the exhibition will travel

to the Southern Ohio Museum in Portsmouth, where it will be on view July 3 - August 26, then on to the Mansfield Art Center, where it can be seen from September 13 - October 25, and finally to the Wayne Center for the Arts in Wooster, November 12 - December 19.

The Ohio Craft Museum is located at 1665 West Fifth Avenue, Columbus. Hours: Monday-Friday, 10a-5p; Saturday-Sunday, 1p-4p, during exhibitions only. Admission and parking are free. Telephone 614.486.4402 or visit www.ohiocraft.org for further information. The museum is owned and operated by Ohio Designer Craftsmen and receives ongoing funding from the Greater Columbus Arts Council, Ohio Arts Council, and the Columbus Foundation. •



Central Ohio Woodturners YOUNG TURNERS PROGRAM

Central Ohio Woodturners is sponsoring two sessions of the Young Turners Program this summer. The Young Turners must be between the ages of 10 and 18. The sessions are free, but registration is required and there is a \$15 materials fee for each session. Attached is the registration material for this program.

Each session is divided into three parts. Part 1 involves turning honey dippers. Part 2 is the making of Spin Tops. And part 3 is devoted to making end grain Goblets. These fun projects provide a setting for youths to learn the fundamentals of lathe safety and proper tool usage. At the end of the turning session, a young turner will be awarded a completion certificate that identifies her/him as a woodturning student. They will also receive a free one-year membership in the Central Ohio Woodturners. Each session is limited to 6 young turners. The session will be held at WoodWerks Supply (1181 Claycraft Rd. Columbus, OH 43230 614-575-2400) as follows:

Session 1

Part 1 - Sat. July 18
from 9:00 AM until Noon

Part 2 - Sat. July 25
from 9:00 AM until Noon

Part 3 - Sat. Aug. 1st
from 9:00 AM until Noon

Session 2

Part 1 - Sat. July 18
from 1:00 PM until 4:00 PM

Part 2 - Sat. July 25
from 1:00 PM until 4:00 PM

Part 3 - Sat. Aug. 1st
from 1:00 PM until 4:00 PM

You should register for only one of the sessions.

For more information about this Young Turners Program, visit the American Association of Woodturners web site at:

<http://www.woodturner.org/community/youth/>

This web site contains a description of the program, outlines of possible projects, and completion certificates. You can also contact Chuck Kemp (614-771-7861, ckemp001@columbus.rr.com) or Devon Palmer (614-769-3280, devonpalmer@gmail.com), the co-chairmen of this program, for more details.

Send your completed registration forms by July 1 (page 2 & 3) and a check for \$15 made out to Central Ohio Woodturners to:

Chuck Kemp
6157 Rays Way
Hilliard, OH 43026
(614) 771-7861
ckemp001@columbus.rr.com

We look forward to your participation in this program.

Chuck Kemp and Devon Palmer

Central Ohio Woodturners

YOUNG TURNERS PROGRAM

Registration Form

SESSION (Pick One)

Session 1

Part 1 - Sat. July 18
from 9:00 AM until Noon

Part 2 - Sat. July 25
from 9:00 AM until Noon

Part 3 - Sat. Aug. 1st
from 9:00 AM until Noon

Session 2

Part 1 - Sat. July 18
from 1:00 PM until 4:00 PM

Part 2 - Sat. July 25
from 1:00 PM until 4:00 PM

Part 3 - Sat. Aug. 1st
from 1:00 PM until 4:00 PM

YOUTH:

Last name _____ First name _____

Age as 7/1/2009 _____ (Must be between the ages of 10 and 18)

Street Address _____ City _____ ZIP _____

Home Phone (parents or guardian) _____

Email (parents or guardian) _____

ADULT ACCOMPANYING YOUTH:

Last name _____ First name _____

Street Address _____ City _____ ZIP _____

Home Phone _____

Email _____ Relationship to youth _____

The undersigned-accompanying adult agrees that he/she will accept full responsibility for **the transportation, supervision, actions and care** of the above registered youth.

Signed: _____ Date: _____

If the accompanying adult named above is not the parent or legal guardian of the registered youth, then the undersigned parent or legal guardian approves of the registered youth attending the program under the care and supervision of the above named adult.

Signed: _____ Date: _____

Central Ohio Woodturners
YOUNG TURNERS PROGRAM

Release From Responsibility

YOUTH:

Last name _____ First name _____

Age as 7/1/2009 _____

Street Address _____ City _____ ZIP _____

Home Phone (parents or guardian) _____

Email (parents or guardian) _____

In consideration of my son/daughter being permitted to participate in the Central Ohio Woodturners (COW) "Young Turners Program," I hereby release and discharge Central Ohio Woodturners and its officers of any and all claims or demands for injury to my son/daughter resulting directly or indirectly by reason of his/her participation in the program. My son/daughter and I have read and agreed to the safety rules that are attached to this form.

Name: _____
(Parent or legal guardian) (Please print)

Signed: _____ Date: _____
(Parent or legal guardian)

Parental Release Waiver for Photography

I understand that COW may photograph participants of the Young Turners Program for use on the COW website and the COW newsletter. This also may include videotapes and DVDs of the program participants and the turnings created by them.

Signed: _____ Date: _____
(Parent or legal guardian)

The AAW Lathe Safety Guidelines


1. Safe, effective use of a wood lathe requires study and knowledge of procedures for using this tool. Read and thoroughly understand the label warnings on the lathe and in the owner's/operator's manual.
2. Always wear safety goggles or safety glasses that include side protectors and a full-face shield when needed. Wood dust can be harmful to your respiratory system. Use a dust mask or helmet and proper ventilation (dust collection system) in dusty work conditions. Wear hearing protection during extended periods of operation.
3. Tie back long hair; do not wear gloves, loose clothing, jewelry or any dangling objects that may catch in rotating parts or accessories.
4. Check the owner/operator's manual for proper speed recommendations. Use slower speeds for larger diameter or rough pieces and increased speed for smaller diameters and pieces that are balanced. If the lathe is shaking or vibrating, lower the speed. If the work piece vibrates, always stop the machine to check the reason.
5. Make certain that the belt guard or cover is in place. Check that all clamping devices (locks), such as on the tailstock and tool rest are tight.
6. Rotate your work piece by hand to make sure it clears the tool rest and bed before turning the lathe "on". Be sure that the work piece turns freely and is firmly mounted. It is always safest to turn the lathe "off" before adjusting the tool rest.
7. Exercise caution when using stock with cracks, splits, checks, bark, knots, irregular shapes or protuberances.
8. Hold turning tools securely on the tool rest and hold the tool in a controlled but comfortable manner. Always use a slower speed when starting until the work piece is balanced. This helps avoid the possibility of an unbalanced piece jumping out of the lathe and striking the operator.
9. When running a lathe in reverse, it is possible for a chuck or faceplate to unscrew unless it is securely tightened on the lathe spindle.
10. Know your capabilities and limits. An experienced woodturner may be capable of techniques and procedures not recommended for beginning turners.
11. When using a faceplate, be certain the work piece is solidly mounted. When turning between centers, be certain the work piece is secure.
12. Always remove the tool rest before sanding or polishing operations.
13. Don't overreach, keep proper footing and balance at all times.
14. Keep lathe in good repair. Check for damaged parts, alignment, binding of moving parts and other conditions that may affect its operation.
15. Keep tools sharp and clean for better and safer performance. Don't force a dull tool. Don't use a tool for a purpose not intended. Keep tools out of reach of children.
16. Consider your work environment. Don't use lathe in damp or wet locations. Do not use in presence of flammable liquids or gases. Keep work area well lit.
17. Stay alert. Watch what you are doing, use common sense. Don't operate tool when you are tired or under the influence of drugs or alcohol.
18. Guard against electric shock. Inspect electric cords for damage. Avoid the use of extension cords.
19. Remove chuck keys and adjusting wrenches. Form a habit of checking for these before switching on the lathe.
20. Never leave the lathe running unattended. Turn power off. Don't leave the lathe until it comes to a complete stop.

Show & Tell - Apr 2009

View all entries and information at <http://www.donleman.com/cows/>



Nelson Meyer



Nelson Meyer



Richard Ruehle



Randy Degan



Richard Ruehle



Ron Fisher



Samuel & Noah Laird



Tom Hitch



Ron Fisher



Richard Ruehle



Walt Betley



Phil Taylor

Surface Enhancement

The headliner for April's meeting was COWs' own Andi Wolfe, demonstrating surface enhancement. Here are some of her resources.

Basics of Surface Enhancement Supplies and Tools Used in Demonstration

- NSK Z500 micromotor tool
- Burnmaster woodburner
- Detail Master 10A, 6A, 7B pens
- Razortip circle stampers
- Razortip writing tips
- Dremel engraving tool
- Freedom variable speed controller
- Butane microtorch
- Variety of carving burrs

Resources

- www.bursforcarving.com
- www.treelineusa.com
- www.woodcarverssupply.com

Methods

Grain compression

- You won't hide flaws!
- Prep the surface well.

Texturing with carving tool

- Repetitive motifs work well
- Try different burrs to see what patterns can be made.
- Combine texturing with scorching.



Pyrography techniques

- Condition and sharpen tips.
- Adjust temperature for desired depth of burn.
- Practice on flat boards or scrap bowls.
- Make a sampler to try different patterns.
- Wash burn residue with 91% isopropanol.

Finishing

- Penetrating oil varnish

Coloring & Painting

Supplies Used in Demonstration

- 91% isopropanol (rubbing alcohol)
- Prismacolor art markers
- Acrylic paints
 - Lumiere Metallics
 - Liquitex Interference
 - Palmer Prism Acrylics
 - Golden Black Gesso
- Nylon bristle paint brushes

Resources

- www.DickBlick.com

Methods

(both techniques)


- Prepare surface (1200 grit sandpaper)
- Clean residues with 91% isopropanol

Prismacolor techniques

- Use alcohol as solvent for prismacolor blending.
- Make sure paint brush is dry before picking up dye.
- Layer colors from lightest to darkest.
- Blend colors as they are applied.
- Don't over-use the alcohol.
- Oil finish, followed by Krylon Fixatif, then Krylon UV resistant spray.

Acrylic techniques

- Seal surface with black gesso.
- Don't overload the paint brush.
- Layer colors from darkest to lightest.
- Oil finish after paint is dry.



Presidential Ramblings

By Chuck Kemp, President

The May meeting will be last meeting until fall when we move to our new venue at **Ohio State's Ag Admin Auditorium**. I am looking forward to meeting in the new space without having to move a lot of stuff around just to set up. Sharon Bierman did a great job in finding us this new space, and I hope it makes the meetings more enjoyable for all of us.

The **May meeting** will start at 6p at our old location at 1100 Kinnear Road. We will start with a picnic (hope the weather is good). This is a thank-you party for the people who make our Club an outstanding chapter of the AAW. We will elect officers for the 2009-2010 club year and raffle off the works that were made by our guest turners. Tickets for the raffle are \$2 each or 3 for \$5. We will also have our usual Show & Tell. This will be your last chance to show off that special turning you made this year.

The President's Challenge will be "**Anything but wood – no pens please.**" Try your hand at turning some alternative material. Corian, soapstone, alabaster, and metal spinning came to my mind when I proposed this challenge. I know that Paul Courtright has been turning Styrofoam. This is an interesting challenge. If you want a mulligan, this is your last chance to make up a missed challenge. All members who complete all the challenges during the year will receive free admission to one the guest turner demos next year.

Remember the **Tree Identification program** on May 23. This is a great opportunity to learn

about Ohio trees from Kathy Smith from the OSU School of Natural Resources. See the article on page 4 for all the details of the program. You need to RSVP if you plan to attend so we have enough Leaf Identification Booklets available.

Again this summer, the Club is offering a **Young Turners Program**. Relatives of members get first priority for this training - an application form is included in this newsletter. Devon Palmer and I will be the primary hosts for this program, and Ron Damon has generously agreed to let us use his classroom for the sessions. For these sessions, we need the help of all our members who are also members of the AAW. Please contact me (614.771.7861, ckemp001@columbus.rr.com) if you are available to help with this program.

We have a great program of **Open Shops** scheduled for this summer. Come see some great shops. Bring things to turn and your appetite.

- Jun 20 - Denise Brooks, Springfield
- Jul 11, Ron Coleman
- Aug 15, Jim Burrowes, New Carlisle
- Aug 22, J.R. Beall, Newark

John Jordan will visit our Club the weekend of May 30. He will present an all-day demo at the classroom at WoodWerks Supply, and we are trying to work out details for a hands-on class either May 29 or 31. Read about John Jordan on page 10.

I hope you have enjoyed this year, and if you have suggestions on how we can make the Club more interesting next year, please let

one of the new officers know your ideas. Remember, always, that we need **YOUR** help to make the Club ever better - volunteer to help out. At the risk of missing someone, I'd like to thank the following members for their support this year: Sharon Bierman, Paul Courtright, Barb Crockett, Bruce Kerns, Nancy Kerns, John Lloyd, Chuck Murray, Devon Palmer, Barbara Steiner, Ruth Thomas, Craig Wright. Special thanks also to Ron Damon of WoodWerks and Jim & Ruth Baumgardner of Woodcraft. You all are very special people who give a lot of your time and talents to our Club.

I hope to see many of you at the **AAW 2009 Symposium** in Albuquerque, NM.

Have a great summer and keep those shavings flying. •

New Meeting Location

Starting September 2009
OSU's Ag Admin Auditorium
2120 Fyffe Road

Pay & Display Parking - \$3 per vehicle. See http://donleman.com/cows/ag_admin/ for pictures and parking instructions.



John Jordan - May 30 Demonstration

Demo - May 30 - 9a to 4p - WoodWerks Supply Classroom

\$25 for members, \$35 for nonmembers, \$15 for spouse or student

Hands-on Class - May 28 or 31 - tbd

Registration - Craig Wright, woodturnerdude@gmail.com, 614.638.3819

From Cane Ridge (Nashville) TN, John Jordan is known primarily for his textured and carved hollow vessels. He has been featured in nearly every major turning exhibition the past 20 years. His work has received numerous awards and is in the permanent collections of many museums and corporations, including the Renwick Gallery of the Smithsonian, the High Museum of Art in Atlanta, the American Craft Museum in New York City, the White House in Washington, the Los Angeles County Museum of Art, the Mint Museum of Craft + Design in Charlotte, the Fine Arts Museum in Boston, the Detroit Institute of the Arts, and the prestigious Victoria and Albert Museum in London, England.

John is in great demand as a demonstrator/teacher, traveling extensively teaching at universities, craft schools, turning groups, and trade shows throughout the US, Canada, the UK, France, New Zealand, Australia, and Japan, including an annual week or two at world famous Arrowmont school of Arts and Crafts, Anderson

Ranch Arts Center, and Center for Furniture Craftsmanship in Maine.

His work and articles are frequently seen in publications in several countries. In addition to his most recent video on the aesthetics and properties of wood, he has produced two best-selling woodturning videos, which received very favorable reviews.

John's pieces are initially turned on the lathe, from fresh, green logs, using a number of techniques and tools that have evolved over the years. Each piece is then hand carved and textured, using a variety of different hand and small powered tools. This texturing process is very labor intensive and can take as much as several days to weeks to complete. There is little room for error during this carving - one small slip can ruin the piece. A light lacquer finish is applied to most pieces, including the dyed work.

Artist's Statement



I am inspired by many natural things – trees, rock formations, coral reefs – because all of these things exhibit pattern, texture




etc. Ethnic objects such as pots, weavings, and baskets are interesting to me as well, along with much contemporary craft and art. Any sort of art inspires, and I enjoy museum visits wherever I travel.

Probably the single largest influence at any time is the work I am currently making. It never fails to provoke and provide ideas. I am always curious to find out what I will do next.

Many of the woods that I use are from the dump, construction sites, etc. I find great satisfaction in creating elegant objects from material that was destined to be buried or burned.





Using fresh-cut logs in my work, the wood is a very direct and responsive medium, with properties that are unique - not about the “woodiness” but the working qualities that it has. I am able to work with surface textures and shapes that would sometimes be difficult in other materials. I am, however, connected to the material of wood as a potter is connected to the clay - it’s what I do and who I am. •

IN THE SPOTLIGHT

Devon Palmer is highlighted on <http://www.columbusunderground.com/devon-palmer-columbus-woodturner>, with a video on YouTube. The caption reads:



“Devon Palmer is a local woodturner who has been crafting bowls, vases, and other wood products for the past seven years. In this video, he walks us through the process of turning a piece of a tree trunk into a beautiful wooden bowl and

explains some of his techniques and experience.”

Devon is pictured here, demonstrating woodturning for an audience at the Wild Goose Creative studio on Summit Street, Columbus. •

SPECIAL EVENTS

20% off Sale - May 15-16
Jet/Powermatic Tools & Accessories

Swap & Shop - Jun 20, 10a-4p

Classes

May 9 - Pepper Mill Turning - Devon Palmer
Jun 11 - Turning A European Style Pen - Chuck Kemp
Jun 13 - Intro to Spindle Turning - Devon Palmer
Jun 14 - Intro to Bowl Turning - Devon Palmer

Free Demos

May 9, 1p, Table Saw Accessories - Jim Baumgardner
May 23, 10a-1p, Advanced Pen Turning - Walt Betley
May 30, 1p, Inlay Techniques w/ Router - Jim Baumgardner
Jun 6, 1p, Sawstop Technology, The Hotdog Survives - Jim Baumgardner

WOODCRAFT

1077 Bethel Road • Columbus • 614.273.0488
woodcraft.com

SPECIAL EVENTS

219 New Exotic Turning Blocks

WoodWerks Supply has obtained from Delta several superb deals on some turning accessories - a 6” cast faceplate with 1” #8 RH/LH threads (regular price \$56) - 32 of them available for \$24.95 each.

Or an 8” cast locking faceplate with 1¼” #8 threads for the Powermatic 3520 or Jet 1642 lathes (list price \$99.20) - we have a good group of them available at \$19.99 (fantastic deal).

Or a 3” faceplate with 1” #8 threads for \$9.99 (regularly \$29.95).

WOODWERKS SUPPLY

1181 Claycraft Road • Columbus • 614.575.2400
woodwerks.com

FIRST CLASS MAIL

c/o Craig Wright
7634 Whitneyway Dr.
Worthington, OH 43085
ISSN print - 1946-5793



Summer Open Shops

June 20

Denise Brooks

2671 Old Selma Rd., Springfield
509.430.6880

ergowhat@ergowhat.com

RSVP for food count. Food
& beverages served. BYO chair.



I70 west toward
Dayton (from
Columbus) OR
675N to I70E
(from Cincinnati)
... Exit Route 72
north, right on

Leffel Lane (first red light), go past
Clark State, right on Selma Road
(red light), go over the freeway, left
on Old Selma Road (across from
Noll Vet clinic), second house on
left. Shop is in back.

July 11

Ron Coleman

354 Piedmont Road, Columbus
614.262.5703

mrcol@columbus.rr.com

August 15 - w/ Cincinnati Club

Jim Burrowes

8191 Artz Rd., New Carlisle
937.878.8051

jwburrowes@donet.com

August 22

J.R. Beall

541 Swans Road NE, Newark
740.345.5045

jrbeall@bealltool.com

Next Meeting • Tuesday, May 12, 2009 • See page 1 for details.